


# CH Only with integrated pump



Pressure relief valve 3 bar

Pressure detection

## Description

The CH only Unit is a standard product, that incorporates all the main features needed to control the water circuit in a wall-hung boiler where no domestic water heating is required. The layout of these boilers is less complex compared to the others, in fact no diverting valve and sanitary cartridge are foreseen. Several customizations are possible, for additional information refer to the Available features shown in this page.

## Datasheet

### Ambient temperature

From 2°C to 70°C

### Water temperature

CH circuit: from 2°C to +95°C, peak 110°C

### Water pressure

CH circuit: from 0 bar to 3 bar

### Electric connections

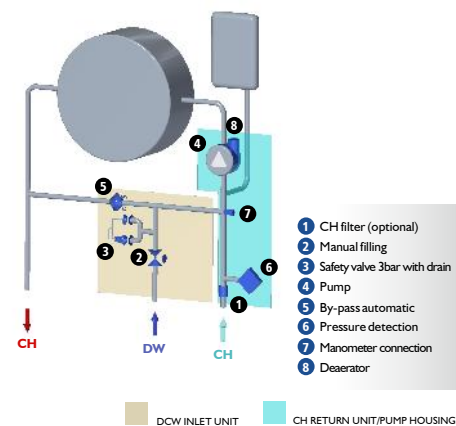
Rast 2.5 / Faston Tabs

Specific connector for pump

### Approval(s)

ENEC, WRAS compliant

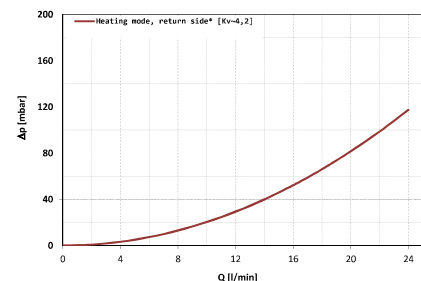
## Hydraulic scheme



## Available features

PUMP	Standard Efficiency	High Efficiency		
PRESSURE DETECTION	Pressure switch	Pressure sensor		
PRV 3BAR	w/ drain tap	w/o drain tap	w/ knob	w/o knob
DRAINING	on PRV 3BAR	on pump		
AUTOMATIC BY PASS	through PHE	External		
3 WAY VALVE	24VAC	120VAC	230VAC	
DW FILTER	plastic	metallic		
FLOW RESTRICTOR	without	[on request from 6.5 to 18 l/min]		
FLOW DETECTION	HS effect flowmeter			
TEMPERATURE SENSOR	NTC w/ B= 3435	NTC w/ B= 3977		
FILLING	[disabled function]	Manual tap	Automatic	

## Pressure drop in CH circuit



(\*) Pressure drop on 3W Pump only, without suction ring and motor

## Overall dimensions

