


CH Only for external tank with integrated pump



Description

The CH only Unit with 3 way valve is a standard product, that incorporates all the main features needed to control the water circuit in systems where an external tank for the DHW is present. The diverting valve with the Bitron actuator enables the water flow to switch from the heating circuit to a secondary circuit that passes through the external tank in order to indirectly heat the sanitary water stored in it. Several customizations are possible, for additional information refer to the Available features shown in this page.

Datasheet

Ambient temperature
From 2°C to 70°C

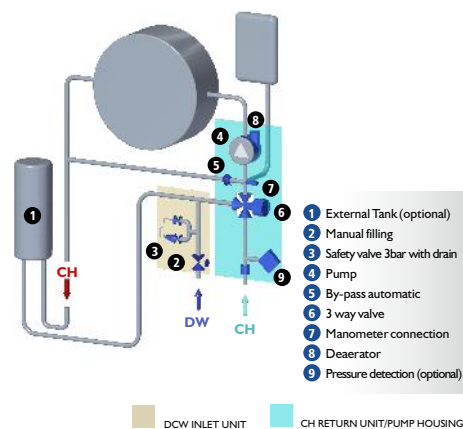
Water temperature
CH circuit: from 2°C to +95°C, peak 110°C

Water pressure
CH circuit: from 0 bar to 3 bar

Electric connections
Rast 2.5 / Faston Tabs
Specific connector for pump

Approval(s)
ENEC, WRAS compliant

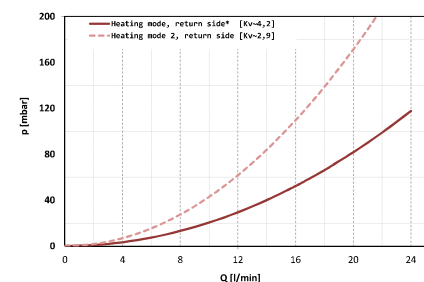
Hydraulic scheme



Available features

PUMP	Standard Efficiency	High Efficiency		
PRESSURE DETECTION	Pressure switch	Pressure sensor		
PRV 3BAR	w/ drain tap	w/o drain tap	w/ knob	w/o knob
DRAINING	on PRV 3BAR	on pump		
AUTOMATIC BY PASS	through PHE	External		
3 WAY VALVE	24VAC	120VAC	230VAC	
DW FILTER	plastic	metallic		
FLOW RESTRICTOR	without	[on request from 6.5 to 18 l/min]		
FLOW DETECTION	HS effect flowmeter			
TEMPERATURE SENSOR	NTC w/ B=3435	NTC w/ B=3977		
FILLING	[disabled function]	Manual tap	Automatic	

Pressure drops in CH circuit



(*) Pressure drop on 3W Pump only, without suction ring and motor

Overall dimensions

